



PRODUCT CATALOGUE

CHOCOLATES



WAFERS



SNACKS



GIFTING



HAZELNUT CREAM



COFFEE



HOT DRINK MIX POWDERS



KAHVE DÜNYASI IS A LEADING TURKISH BRAND

which has many shops and produces its own products from coffee to chocolate from bakery to ice cream. Having set its goal as preserving Turkish coffee and introducing it to the world since its establishment, Kahve Dünyası has brought the consumption of Turkish coffee out of households to pioneer the creation of a cafe culture and played an influential role in changing consumer behavior in Turkey. Kahve Dünyası reaches out to its customers through more than 200 shops, all of them are run by itself and 12 shops internationally which are located in UK, Romania, Suudi Arabia, Kuweyt & UAE.

Altınmarka, a group company of Kahve Dünyası, was founded in Istanbul in 1992 and began producing industrial chocolate in 2005. Expert chocolate production is accomplished here on production lines equipped with some of the world's most modern technology. With an annual capacity of 280,000 tons, Altınmarka is the world's second largest industrial chocolate producer. Natural and alkalized cocoa powders, oils and liquor are produced in our Altınmarka factory and transported to our Detay Gıda factory.

Detay Gıda, is also a group company of Altınmarka with high production capacity and flexible production resources, was founded in 2008. Detay Gıda has huge production capability with a total of six factories in Esenyurt, Kemerburgaz, Veliefendi, Çorlu and Çatalca.

The production facilities of Detay Gıda are comprised of fully automatic and computer controlled systems. The special production with new generation coffee and chocolate production technology aimed at meeting specific customer demands.

Kahve Dünyası, as a leading brand in Turkish Confectionary & Coffee Sector, combine the products of Altınmarka and Detay Gıda facilities produced at the highest quality standards and serves wide range of products through more than 30 countries all around the world.



PRODUCTS

CHOCOLATES

TAMBOL TABLET	8
SPOON CHOCOLATE	12
BEYOĞLU BAR	14

WAFERS

GOFRIK	19
GOFRIK MİNİ	22

SNACKS

BONTE	29
POPÇİK/POPPIX	33
UMBRELLA CHOCOLATE	34
FRUTIBON	35
DRAGEES	36
POPCORN	44
ORANGE PEELS	45

GIFTING

LAVİ	49
MADLEN	53

HAZELNUT CREAM

HANDMADE HAZELNUT CREAM	55
-------------------------------	----

COFFEE

TURKISH COFFEE	58
FILTER COFFEE	64
ESPRESSO	72
INSTANT COFFEE	73
COFFEE WHITENER	85

HOT DRINK MIX POWDERS

SALEP	88
HOT CHOCOLATE	91
ÇOKOLİKO	92
COCOA POWDER.....	94

FLAVOURED ESPRESSO

FLAVOURED ESPRESSO	96
--------------------------	----

CHOCOLATES



TAMBOL

PRODUCT DESCRIPTION	MILK CHOCOLATE WITH WHOLE PISTACHIOS
UNIT WEIGHT	100 G
PIECES / BOX	10 PCS x 8 DISPLAY
NET WEIGHT / BOX	8 KG
GROSS WEIGHT / BOX	8,6 KG
BOX DIMENSIONS (WxDxH)	228x295x215 MM
VOLUME / BOX	0,015 M ³
BOX / PALLET	65
BOX / 20' RF	1800
BOX / 40' HC RF	2674
BOX / RF TRUCK	2848
SHELF LIFE	12 MONTHS



PRODUCT DESCRIPTION	MILK CHOCOLATE WITH WHOLE HAZELNUTS
UNIT WEIGHT	100 G
PIECES / BOX	10 PCS x 8 DISPLAY
NET WEIGHT / BOX	8 KG
GROSS WEIGHT / BOX	8,6 KG
BOX DIMENSIONS (WxDxH)	228x295x215 MM
VOLUME / BOX	0,015 M ³
BOX / PALLET	65
BOX / 20' RF	1800
BOX / 40' HC RF	2674
BOX / RF TRUCK	2848
SHELF LIFE	9 MONTHS



8

TAMBOL

PRODUCT DESCRIPTION	MILK CHOCOLATE WITH WHOLE ALMONDS
UNIT WEIGHT	100 G
PIECES / BOX	10 PCS x 8 DISPLAY
NET WEIGHT / BOX	8 KG
GROSS WEIGHT / BOX	8,6 KG
BOX DIMENSIONS (WxDxH)	228x295x215 MM
VOLUME / BOX	0,015 M ³
BOX / PALLET	65
BOX / 20' RF	1800
BOX / 40' HC RF	2674
BOX / RF TRUCK	2848
SHELF LIFE	12 MONTHS



PRODUCT DESCRIPTION	DARK CHOCOLATE WITH SPICY CRUNCHY CORN
UNIT WEIGHT	100 G
PIECES / BOX	10 PCS x 8 DISPLAY
NET WEIGHT / BOX	8 KG
GROSS WEIGHT / BOX	8,6 KG
BOX DIMENSIONS (WxDxH)	228x295x215 MM
VOLUME / BOX	0,015 M ³
BOX / PALLET	65
BOX / 20' RF	1800
BOX / 40' HC RF	2674
BOX / RF TRUCK	2848
SHELF LIFE	9 MONTHS



9

TAMBOL



PRODUCT DESCRIPTION	MILK CHOCOLATE WITH FIG AND WALNUT
UNIT WEIGHT	100 G
PIECES / BOX	10 PCS x 8 DISPLAY
NET WEIGHT / BOX	8 KG
GROSS WEIGHT / BOX	8,6 KG
BOX DIMENSIONS (WxDxH)	228x295x215 MM
VOLUME / BOX	0,015 M ³
BOX / PALLET	65
BOX / 20' RF	1800
BOX / 40' HC RF	2674
BOX / RF TRUCK	2848
SHELF LIFE	9 MONTHS

10

TAMBOL



PRODUCT DESCRIPTION	DARK CHOCOLATE WITH FIG AND WALNUT
UNIT WEIGHT	100 G
PIECES / BOX	10 PCS x 8 DISPLAY
NET WEIGHT / BOX	8 KG
GROSS WEIGHT / BOX	8,6 KG
BOX DIMENSIONS (WxDxH)	228x295x215 MM
VOLUME / BOX	0,015 M ³
BOX / PALLET	65
BOX / 20' RF	1800
BOX / 40' HC RF	2674
BOX / RF TRUCK	2848
SHELF LIFE	9 MONTHS

11

SPOON CHOCOLATES

PRODUCT DESCRIPTION	MILK SPOON CHOCOLATE
UNIT WEIGHT	8 G
PIECES / BOX	24 PCS x 8 DISPLAY
NET WEIGHT / BOX	1,5 KG
GROSS WEIGHT / BOX	3,1 KG
BOX DIMENSIONS (WxDxH)	165x345x240 MM
VOLUME / BOX	0,014 M ³
BOX / PALLET	65
BOX / 20' RF	1900
BOX / 40' HC RF	4500
BOX / RF TRUCK	5300
SHELF LIFE	12 MONTHS



PRODUCT DESCRIPTION	DARK SPOON CHOCOLATE
UNIT WEIGHT	8 G
PIECES / BOX	24 PCS x 8 DISPLAY
NET WEIGHT / BOX	1,5 KG
GROSS WEIGHT / BOX	3,1 KG
BOX DIMENSIONS (WxDxH)	165x345x240 MM
VOLUME / BOX	0,014 M ³
BOX / PALLET	65
BOX / 20' RF	1900
BOX / 40' HC RF	4500
BOX / RF TRUCK	5300
SHELF LIFE	12 MONTHS



12

SPOON CHOCOLATES

PRODUCT DESCRIPTION	MILK SPOON CHOCOLATE
UNIT WEIGHT	6x8 G
PIECES / BOX	40 UNIT PACK
NET WEIGHT / BOX	1,9 KG
GROSS WEIGHT / BOX	3,2 KG
BOX DIMENSIONS (WxDxH)	270x270x175 MM
VOLUME / BOX	0,013 M ³
BOX / PALLET	72
BOX / 20' RF	1900
BOX / 40' HC RF	4600
BOX / RF TRUCK	5400
SHELF LIFE	12 MONTHS



PRODUCT DESCRIPTION	DARK SPOON CHOCOLATE
UNIT WEIGHT	6x8 G
PIECES / BOX	40 UNIT PACK
NET WEIGHT / BOX	1,9 KG
GROSS WEIGHT / BOX	3,2 KG
BOX DIMENSIONS (WxDxH)	270x270x175 MM
VOLUME / BOX	0,013 M ³
BOX / PALLET	72
BOX / 20' RF	1900
BOX / 40' HC RF	4600
BOX / RF TRUCK	5400
SHELF LIFE	12 MONTHS



13

BEYOGLU BAR



PRODUCT DESCRIPTION	MILK CHOCOLATE WITH WHOLE HAZELNUTS
UNIT WEIGHT	30 G
PIECES / BOX	24 PCS x 9 DISPLAY
NET WEIGHT / BOX	6,5 KG
GROSS WEIGHT / BOX	7,8 KG
BOX DIMENSIONS (WxDxH)	220x345x235 MM
VOLUME / BOX	0,018 M ³
BOX / PALLET	50
BOX / 20' RF	1431
BOX / 40' HC RF	2948
BOX / RF TRUCK	3140
SHELF LIFE	9 MONTHS

14

BEYOGLU BAR



PRODUCT DESCRIPTION	MILK CHOCOLATE WITH WHOLE PISTACHIOS
UNIT WEIGHT	30 G
PIECES / BOX	24 PCS x 9 DISPLAY
NET WEIGHT / BOX	6,5 KG
GROSS WEIGHT / BOX	7,8 KG
BOX DIMENSIONS (WxDxH)	220x345x235 MM
VOLUME / BOX	0,018 M ³
BOX / PALLET	50
BOX / 20' RF	1431
BOX / 40' HC RF	2948
BOX / RF TRUCK	3140
SHELF LIFE	12 MONTHS

15

WAFERS



Meet the
one & only Gofrik



GOFRIK

PRODUCT DESCRIPTION

MILK CHOCOLATE COATED CRISPY WAFERS WITH PISTACHIO CREAM AND PISTACHIO PIECES

UNIT WEIGHT

24 G

PIECES / BOX

24 PCS x 6 DISPLAY

NET WEIGHT / BOX

3,5 KG

GROSS WEIGHT / BOX

4,2 KG

BOX DIMENSIONS (WxDxH)

240x340x210 MM

VOLUME / BOX

0,017 M³

BOX / PALLET

70

BOX / 20' RF

1350

BOX / 40' HC RF

3400

BOX / RF TRUCK

4000

SHELF LIFE

6 MONTHS



PRODUCT DESCRIPTION

DARK CHOCOLATE COATED CRISPY WAFERS WITH PISTACHIO CREAM AND PISTACHIO PIECES

UNIT WEIGHT

24 G

PIECES / BOX

24 PCS x 6 DISPLAY

NET WEIGHT / BOX

3,5 KG

GROSS WEIGHT / BOX

4,2 KG

BOX DIMENSIONS (WxDxH)

240x340x210 MM

VOLUME / BOX

0,017 M³

BOX / PALLET

70

BOX / 20' RF

1350

BOX / 40' HC RF

3400

BOX / RF TRUCK

4000

SHELF LIFE

6 MONTHS



GOFRIK

PRODUCT DESCRIPTION

MILK CHOCOLATE COATED CRISPY WAFERS WITH PISTACHIO CREAM AND PISTACHIO PIECES

UNIT WEIGHT	33 G
PIECES / BOX	24 PCS x 6 DISPLAY
NET WEIGHT / BOX	4,7 KG
GROSS WEIGHT / BOX	5,5 KG
BOX DIMENSIONS (WxDxH)	240x340x210 MM
VOLUME / BOX	0,17 M ³
BOX / PALLET	70
BOX / 20' RF	1350
BOX / 40' HC RF	3400
BOX / RF TRUCK	4000
SHELF LIFE	6 MONTHS



PRODUCT DESCRIPTION

DARK CHOCOLATE COATED CRISPY WAFERS WITH PISTACHIO CREAM AND PISTACHIO PIECES

UNIT WEIGHT	33 G
PIECES / BOX	24 PCS x 6 DISPLAY
NET WEIGHT / BOX	4,7 KG
GROSS WEIGHT / BOX	5,5 KG
BOX DIMENSIONS (WxDxH)	240x340x210 MM
VOLUME / BOX	0,17 M ³
BOX / PALLET	70
BOX / 20' RF	1350
BOX / 40' HC RF	3400
BOX / RF TRUCK	4000
SHELF LIFE	6 MONTHS



20

GOFRIK

PRODUCT DESCRIPTION

MILK CHOCOLATE COATED CRISPY WAFERS WITH PISTACHIO CREAM AND PISTACHIO PIECES

UNIT WEIGHT	4 x 26 G
PIECES / BOX	18 PCS x 2 DISPLAY
NET WEIGHT / BOX	3,7 KG
GROSS WEIGHT / BOX	4,6 KG
BOX DIMENSIONS (WxDxH)	245x395x160 MM
VOLUME / BOX	0,016 M ³
BOX / PALLET	72
BOX / 20' RF	1500
BOX / 40' HC RF	3750
BOX / RF TRUCK	4375
SHELF LIFE	6 MONTHS



PRODUCT DESCRIPTION

DARK CHOCOLATE COATED CRISPY WAFERS WITH PISTACHIO CREAM AND PISTACHIO PIECES

UNIT WEIGHT	4 x 26 G
PIECES / BOX	18 PCS x 2 DISPLAY
NET WEIGHT / BOX	3,7 KG
GROSS WEIGHT / BOX	4,6 KG
BOX DIMENSIONS (WxDxH)	245x395x160 MM
VOLUME / BOX	0,016 M ³
BOX / PALLET	72
BOX / 20' RF	1500
BOX / 40' HC RF	3750
BOX / RF TRUCK	4375
SHELF LIFE	6 MONTHS



21

GOFRIK MINI

PRODUCT DESCRIPTION

MILK CHOCOLATE COATED
CRISPY WAFERS WITH
PISTACHIO CREAM AND
PISTACHIO PIECES



UNIT WEIGHT 125 G
PIECES / BOX 12 MULTIPACK
NET WEIGHT / BOX 1,5 KG
GROSS WEIGHT / BOX 1,9 KG
BOX DIMENSIONS (WxDxH) 270x380x190 MM
VOLUME / BOX 0,019 M³
BOX / PALLET 64
BOX / 20' RF 1230
BOX / 40' HC RF 3050
BOX / RF TRUCK 3590
SHELF LIFE 6 MONTHS

PRODUCT DESCRIPTION

DARK CHOCOLATE COATED
CRISPY WAFERS WITH
PISTACHIO CREAM AND
PISTACHIO PIECES



UNIT WEIGHT 125 G
PIECES / BOX 12 MULTIPACK
NET WEIGHT / BOX 1,5 KG
GROSS WEIGHT / BOX 1,9 KG
BOX DIMENSIONS (WxDxH) 270x380x190 MM
VOLUME / BOX 0,019 M³
BOX / PALLET 64
BOX / 20' RF 1230
BOX / 40' HC RF 3050
BOX / RF TRUCK 3590
SHELF LIFE 6 MONTHS

22

GOFRIK MINI

PRODUCT DESCRIPTION

MILK CHOCOLATE COATED
CRISPY WAFERS WITH
PISTACHIO CREAM AND
PISTACHIO PIECES



UNIT WEIGHT 225 G
PIECES / BOX 18 MULTIPACK
NET WEIGHT / BOX 2,7 KG
GROSS WEIGHT / BOX 3,9 KG
BOX DIMENSIONS (WxDxH) 328x319x190 MM
VOLUME / BOX 0,019 M³
BOX / PALLET 42
BOX / 20' RF 1298
BOX / 40' HC RF 3263
BOX / RF TRUCK 3730
SHELF LIFE 6 MONTHS

PRODUCT DESCRIPTION

DARK CHOCOLATE COATED
CRISPY WAFERS WITH
PISTACHIO CREAM AND
PISTACHIO PIECES



UNIT WEIGHT 225 G
PIECES / BOX 18 MULTIPACK
NET WEIGHT / BOX 2,7 KG
GROSS WEIGHT / BOX 3,9 KG
BOX DIMENSIONS (WxDxH) 328x319x190 MM
VOLUME / BOX 0,019 M³
BOX / PALLET 42
BOX / 20' RF 1298
BOX / 40' HC RF 3263
BOX / RF TRUCK 3730
SHELF LIFE 6 MONTHS

23

GOFRIK MINI

PRODUCT DESCRIPTION

MILK CHOCOLATE COATED
CRISPY WAFERS WITH
PISTACHIO CREAM AND
PISTACHIO PIECES



UNIT WEIGHT	625G
PIECES / BOX	6 BOX
NET WEIGHT / BOX	3,75 KG
GROSS WEIGHT / BOX	3,9 KG
BOX DIMENSIONS (WxDxH)	328x319x190 MM
VOLUME / BOX	0,019 M ³
BOX / PALLET	42
BOX / 20' RF	1298
BOX / 40' HC RF	3263
BOX / RF TRUCK	3730
SHELF LIFE	6 MONTHS

PRODUCT DESCRIPTION

DARK CHOCOLATE COATED
CRISPY WAFERS WITH
PISTACHIO CREAM AND
PISTACHIO PIECES



UNIT WEIGHT	625G
PIECES / BOX	6 BOX
NET WEIGHT / BOX	3,75 KG
GROSS WEIGHT / BOX	3,9 KG
BOX DIMENSIONS (WxDxH)	328x319x190 MM
VOLUME / BOX	0,019 M ³
BOX / PALLET	42
BOX / 20' RF	1298
BOX / 40' HC RF	3263
BOX / RF TRUCK	3730
SHELF LIFE	6 MONTHS

24

GOFRIK MINI

PRODUCT DESCRIPTION

MILK CHOCOLATE COATED
CRISPY WAFERS WITH
PISTACHIO CREAM AND
PISTACHIO PIECES



UNIT WEIGHT	50 X 12,5 G
PIECES / BOX	4 OTC BOX
NET WEIGHT / BOX	2,5 KG
GROSS WEIGHT / BOX	3,5 KG
BOX DIMENSIONS (WxDxH)	340x395x195 MM
VOLUME / BOX	0,026 M ³
BOX / PALLET	42
BOX / 20' RF	910
BOX / 40' HC RF	2280
BOX / RF TRUCK	2680
SHELF LIFE	6 MONTHS

PRODUCT DESCRIPTION


DARK CHOCOLATE COATED
CRISPY WAFERS WITH
PISTACHIO CREAM AND
PISTACHIO PIECES



UNIT WEIGHT	50 X 12,5 G
PIECES / BOX	4 OTC BOX
NET WEIGHT / BOX	2,5 KG
GROSS WEIGHT / BOX	3,5 KG
BOX DIMENSIONS (WxDxH)	340x395x195 MM
VOLUME / BOX	0,026 M ³
BOX / PALLET	42
BOX / 20' RF	910
BOX / 40' HC RF	2280
BOX / RF TRUCK	2680
SHELF LIFE	6 MONTHS

25

SNACKS





Bonte

BONTE



PRODUCT DESCRIPTION	MILK AND WHITE CHOCOLATE COATED BISCUIT DRAGEE	MILK AND WHITE CHOCOLATE COATED BISCUIT DRAGEE
UNIT WEIGHT	50 G	120 G
PIECES / BOX	12 PCS x 8 DISPLAY	12 UNIT PACK
NET WEIGHT / BOX	4,8 KG	1,4 KG
GROSS WEIGHT / BOX	6,4 KG	1,7 KG
BOX DIMENSIONS (WxDxH)	360x430x310 MM	280x385x192 MM
VOLUME / BOX	0,048 M ³	0,020 M ³
BOX / PALLET	25	56
BOX / 20' RF	525	1243
BOX / 40' HC RF	1328	3159
BOX / RF TRUCK	1640	3770
SHELF LIFE	18 MONTHS	18 MONTHS

BONTE



PRODUCT DESCRIPTION

DARK AND WHITE CHOCOLATE COATED BISCUIT DRAGEE

DARK AND WHITE CHOCOLATE COATED BISCUIT DRAGEE

UNIT WEIGHT

50 G

120 G

PIECES / BOX

12 PCS x 8 DISPLAY

12 UNIT PACK

NET WEIGHT / BOX

4,8 KG

1,4 KG

GROSS WEIGHT / BOX

6,4 KG

1,7 KG

BOX DIMENSIONS (WxDxH)

360x430x310 MM

280x385x192 MM

VOLUME / BOX

0,048 M³

0,020 M³

BOX / PALLET

25

56

BOX / 20' RF

525

1243

BOX / 40' HC RF

1328

3159

BOX / RF TRUCK

1640

3770

SHELF LIFE

18 MONTHS

18 MONTHS

30

BONTE



PRODUCT DESCRIPTION

MILK AND WHITE CHOCOLATE AND ORANGE PIECES COATED BISCUIT DRAGEE

MILK AND WHITE CHOCOLATE AND ORANGE PIECES COATED BISCUIT DRAGEE

UNIT WEIGHT

50 G

120 G

PIECES / BOX

12 PCS x 8 DISPLAY

12 UNIT PACK

NET WEIGHT / BOX

4,8 KG

1,4 KG

GROSS WEIGHT / BOX

6,4 KG

1,7 KG

BOX DIMENSIONS (WxDxH)

360x430x310 MM

280x385x192 MM

VOLUME / BOX

0,048 M³

0,020 M³

BOX / PALLET

25

56

BOX / 20' RF

525

1243

BOX / 40' HC RF

1328

3159

BOX / RF TRUCK

1640

3770

SHELF LIFE

18 MONTHS

18 MONTHS

31

BONTE



PRODUCT DESCRIPTION

	MILK AND WHITE CHOCOLATE COATED BISCUIT DRAGEE	DARK AND WHITE CHOCOLATE COATED BISCUIT DRAGEE	MILK AND WHITE CHOCOLATE AND ORANGE PIECES COATED BISCUIT DRAGEE
UNIT WEIGHT	400 G	400 G	400 G
PIECES / BOX	18 BUCKET	18 BUCKET	18 BUCKET
NET WEIGHT / BOX	7,2 KG	7,2 KG	7,2 KG
GROSS WEIGHT / BOX	8,6 KG	8,6 KG	8,6 KG
BOX DIMENSIONS (WxDxH)	370x370x255 MM	370x370x255 MM	370x370x255 MM
VOLUME / BOX	0,035 M ³	0,035 M ³	0,035 M ³
BOX / PALLET	30	30	30
BOX / 20' RF	672	672	672
BOX / 40' HC RF	1674	1674	1674
BOX / RF TRUCK	2100	2100	2100
SHELF LIFE	18 MONTHS	18 MONTHS	18 MONTHS

32

POPÇİK



PRODUCT DESCRIPTION

	MILK AND WHITE CHOCOLATE WITH STRAWBERRY FLAVOUR AND POPPING CANDY COATED CRISPY	MILK AND WHITE CHOCOLATE WITH STRAWBERRY FLAVOUR AND POPPING CANDY COATED CRISPY	MILK AND WHITE CHOCOLATE WITH STRAWBERRY FLAVOUR AND POPPING CANDY COATED CRISPY
UNIT WEIGHT	40 G	400 G	18 G
PIECES / BOX	6 PCS x 8 DISPLAY	18 BUCKET	12 PCS x 12 DISPLAY
NET WEIGHT / BOX	1,9 KG	7,2 KG	2592 G
GROSS WEIGHT / BOX	3,1 KG	8,6 KG	3000 G
BOX DIMENSIONS (WxDxH)	230x367x303 MM	370x370x255 MM	319x150x154 MM
VOLUME / BOX	0,026 M ³	0,035 M ³	0,007 M ³
BOX / PALLET	50	30	153
BOX / 20' RF	994	672	3626
BOX / 40' HC RF	2440	1674	7650
BOX / RF TRUCK	3048	2100	7650
SHELF LIFE	9 MONTHS	9 MONTHS	9 MONTHS

33

UMBRELLA CHOCOLATE



PRODUCT DESCRIPTION	UMBRELLA SHAPED MILK CHOCOLATE WITH POPPING CANDY
UNIT WEIGHT	31 G
PIECES / BOX	24 PCS x 6 DISPLAY
NET WEIGHT / BOX	4,4 KG
GROSS WEIGHT / BOX	5,6 KG
BOX DIMENSIONS (WxDxH)	390x395x164 MM
VOLUME / BOX	0,025 M ³
BOX / PALLET	36
BOX / 20' RF	910
BOX / 40' HC RF	2175
BOX / RF TRUCK	3264
SHELF LIFE	9 MONTHS

34

FRUTIBON



PRODUCT DESCRIPTION	DARK CHOCOLATE COATED CRANBERRY	DARK CHOCOLATE COATED CRANBERRY	DARK CHOCOLATE COATED STRAWBERRY	DARK CHOCOLATE COATED STRAWBERRY
UNIT WEIGHT	50 G	120 G	50 G	120 G
PIECES / BOX	12 PCS x 8 DISPLAY	18 UNIT PACK	12 PCS x 8 DISPLAY	18 UNIT PACK
NET WEIGHT / BOX	4,8 KG	2,1 KG	4,8 KG	2,1 KG
GROSS WEIGHT / BOX	6,4 KG	2,4 KG	6,4 KG	2,4 KG
BOX DIMENSIONS (WxDxH)	360x430x510 MM	270x265x160 MM	360x430x510 MM	270x265x160 MM
VOLUME / BOX	0,048 M ³	0,012 M ³	0,048 M ³	0,012 M ³
BOX / PALLET	25	72	25	72
BOX / 20' RF	525	2240	525	2240
BOX / 40' HC RF	1328	5160	1328	5160
BOX / RF TRUCK	1640	7056	1640	7056
SHELF LIFE	12 MONTHS	6 MONTHS	12 MONTHS	6 MONTHS

35

DRAGEES



PRODUCT DESCRIPTION

MILK CHOCOLATE
COATED RAISIN
DRAGEE

MILK CHOCOLATE
COATED RAISIN
DRAGEE

UNIT WEIGHT

50 G

200 G

PIECES / BOX

40 UNIT PACK

40 UNIT PACK

NET WEIGHT / BOX

8 KG

8 KG

GROSS WEIGHT / BOX

8,5 KG

8,5 KG

BOX DIMENSIONS (WxDxH)

370x420x150 MM

370x420x150 MM

VOLUME / BOX

0,023 M³

0,023 M³

BOX / PALLET

30

30

BOX / 20' RF

1185

1185

BOX / 40' HC RF

2656

2656

BOX / RF TRUCK

2882

2882


SHELF LIFE

12 MONTHS

12 MONTHS

36

DRAGEES



PRODUCT DESCRIPTION

MILK CHOCOLATE
COATED PISTACHIO
DRAGEE

MILK CHOCOLATE
COATED PISTACHIO
DRAGEE

UNIT WEIGHT

50 G

200 G

PIECES / BOX

40 UNIT PACK

40 UNIT PACK

NET WEIGHT / BOX

8 KG

8 KG

GROSS WEIGHT / BOX

8,5 KG

8,5 KG

BOX DIMENSIONS (WxDxH)

370x420x150 MM

370x420x150 MM

VOLUME / BOX

0,023 M³

0,023 M³

BOX / PALLET

30

30

BOX / 20' RF

1185

1185

BOX / 40' HC RF

2656

2656

BOX / RF TRUCK

2882

2882

SHELF LIFE

12 MONTHS

12 MONTHS

37

DRAGEES



PRODUCT DESCRIPTION

MILK CHOCOLATE
COATED HAZELNUT
DRAGEE

MILK CHOCOLATE
COATED HAZELNUT
DRAGEE

UNIT WEIGHT

50 G

200 G

PIECES / BOX

40 UNIT PACK

40 UNIT PACK

NET WEIGHT / BOX

8 KG

8 KG

GROSS WEIGHT / BOX

8,5 KG

8,5 KG

BOX DIMENSIONS (WxDxH)

370x420x150 MM

370x420x150 MM

VOLUME / BOX

0,023 M³

0,023 M³

BOX / PALLET

30

30

BOX / 20' RF

1185

1185

BOX / 40' HC RF

2656

2656

BOX / RF TRUCK

2882

2882


SHELF LIFE

12 MONTHS

12 MONTHS

38

DRAGEES



PRODUCT DESCRIPTION

DARK CHOCOLATE
AND SUGAR COATED
ALMOND DRAGEE

DARK CHOCOLATE
AND SUGAR COATED
ALMOND DRAGEE

UNIT WEIGHT

50 G

200 G

PIECES / BOX

40 UNIT PACK

40 UNIT PACK

NET WEIGHT / BOX

8 KG

8 KG

GROSS WEIGHT / BOX

8,5 KG

8,5 KG

BOX DIMENSIONS (WxDxH)

370x420x150 MM

370x420x150 MM

VOLUME / BOX

0,023 M³

0,023 M³

BOX / PALLET

30

30

BOX / 20' RF

1185

1185

BOX / 40' HC RF

2656

2656

BOX / RF TRUCK

2882

2882

SHELF LIFE

12 MONTHS

12 MONTHS

39

DRAGEES



PRODUCT DESCRIPTION

MILK CHOCOLATE
COATED ALMOND
DRAGEE

MILK CHOCOLATE
COATED ALMOND
DRAGEE

UNIT WEIGHT

50 G

200 G

PIECES / BOX

40 UNIT PACK

40 UNIT PACK

NET WEIGHT / BOX

8 KG

8 KG

GROSS WEIGHT / BOX

8,5 KG

8,5 KG

BOX DIMENSIONS (WxDxH)

370x420x150 MM

370x420x150 MM

VOLUME / BOX

0,023 M³

0,023 M³

BOX / PALLET

30

30

BOX / 20' RF

1185

1185

BOX / 40' HC RF

2656

2656

BOX / RF TRUCK

2882

2882

SHELF LIFE

12 MONTHS

12 MONTHS

40

DRAGEES



PRODUCT DESCRIPTION

DARK CHOCOLATE
COATED PISTACHIO
DRAGEE

DARK CHOCOLATE
COATED PISTACHIO
DRAGEE

UNIT WEIGHT

50 G

200 G

PIECES / BOX

40 UNIT PACK

40 UNIT PACK

NET WEIGHT / BOX

8 KG

8 KG

GROSS WEIGHT / BOX

8,5 KG

8,5 KG

BOX DIMENSIONS (WxDxH)

370x420x150 MM

370x420x150 MM

VOLUME / BOX

0,023 M³

0,023 M³

BOX / PALLET

30

30

BOX / 20' RF

1185

1185

BOX / 40' HC RF

2656

2656

BOX / RF TRUCK

2882

2882

SHELF LIFE

12 MONTHS

12 MONTHS

41

DRAGEES



PRODUCT DESCRIPTION

MILK, DARK AND WHITE CHOCOLATE COATED COFFEE BEAN DRAGEE

MILK, DARK AND WHITE CHOCOLATE COATED COFFEE BEAN DRAGEE

UNIT WEIGHT

50 G

200 G

PIECES / BOX

40 UNIT PACK

40 UNIT PACK

NET WEIGHT / BOX

8 KG

8 KG

GROSS WEIGHT / BOX

8,5 KG

8,5 KG

BOX DIMENSIONS (WxDxH)

370x420x150 MM

370x420x150 MM

VOLUME / BOX

0,023 M³

0,023 M³

BOX / PALLET

30

30

BOX / 20' RF

1185

1185

BOX / 40' HC RF

2656

2656

BOX / RF TRUCK

2882

2882

SHELF LIFE

12 MONTHS

12 MONTHS

42

DRAGEES



PRODUCT DESCRIPTION

DARK CHOCOLATE COATED ORANGE DRAGEE

DARK CHOCOLATE COATED ORANGE DRAGEE

UNIT WEIGHT

50 G

200 G

PIECES / BOX

40 UNIT PACK

40 UNIT PACK

NET WEIGHT / BOX

8 KG

8 KG

GROSS WEIGHT / BOX

8,5 KG

8,5 KG

BOX DIMENSIONS (WxDxH)

370x420x150 MM

370x420x150 MM

VOLUME / BOX

0,023 M³

0,023 M³

BOX / PALLET

30

30

BOX / 20' RF

1185

1185

BOX / 40' HC RF

2656

2656

BOX / RF TRUCK

2882

2882

SHELF LIFE

12 MONTHS

12 MONTHS

43


POPCORN



PRODUCT DESCRIPTION	SALTED CARAMELIZED POPCORN WITH PEANUT	SALTED CARAMELIZED POPCORN WITH DARK CHOCOLATE
UNIT WEIGHT	70 G	70 G
PIECES / BOX	16 x 70 G UNIT PACK	16 x 70 G UNIT PACK
NET WEIGHT / BOX	1,120 G	1,120 G
GROSS WEIGHT / BOX	1,716 G	1,716 G
BOX DIMENSIONS (WxDxH)	27x39x22 MM	27x39x22 MM
VOLUME / BOX	0,023 M ³	0,023 M ³
BOX / PALLET	48	48
BOX / 20' RF	1,100	1,100
BOX / 40' HC RF	2,700	2,700
BOX / RF TRUCK	3,200	3,200
SHELF LIFE	9 MONTHS	9 MONTHS

44

ORANGE PEELS



PRODUCT DESCRIPTION	DARK CHOCOLATE COATED ORANGE PEELS
UNIT WEIGHT	250 G
PIECES / BOX	16 UNIT PACK
NET WEIGHT / BOX	4 KG
GROSS WEIGHT / BOX	4,5 KG
BOX DIMENSIONS (WxDxH)	370x420x150 MM
VOLUME / BOX	0,023 M ³
BOX / PALLET	30
BOX / 20' RF	1185
BOX / 40' HC RF	2656
BOX / RF TRUCK	2882
SHELF LIFE	9 MONTHS


45

GIFTING





LAVI



PRODUCT DESCRIPTION

MILK AND DARK CHOCOLATE WITH PISTACHIO, MILK, HAZELNUT, RASPBERRY, CAFE LATTE AND DARK FEELING

UNIT WEIGHT	400 G
PIECES / BOX	12 CYLINDER
NET WEIGHT / BOX	4,8 KG
GROSS WEIGHT / BOX	6,2 KG
BOX DIMENSIONS (WxDxH)	283x375x215 MM
VOLUME / BOX	0,023 M ³
BOX / PALLET	48
BOX / 20' RF	1140
BOX / 40' HC RF	2706
BOX / RF TRUCK	3492
SHELF LIFE	12 MONTHS



PRODUCT DESCRIPTION	MILK AND DARK CHOCOLATE WITH PISTACHIO, MILK, HAZELNUT, RASPBERRY, CAFE LATTE AND DARK FEELING
UNIT WEIGHT	500 G
PIECES / BOX	8 UNIT BOX
NET WEIGHT / BOX	4 KG
GROSS WEIGHT / BOX	4,5 KG
BOX DIMENSIONS (WxDxH)	364x424x155 MM
VOLUME / BOX	0,024 M ³
BOX / PALLET	30
BOX / 20' RF	1050
BOX / 40' HC RF	2656
BOX / RF TRUCK	3296
SHELF LIFE	12 MONTHS



PRODUCT DESCRIPTION	MILK AND DARK CHOCOLATE WITH PISTACHIO, MILK, HAZELNUT, RASPBERRY, CAFE LATTE AND DARK FEELING
UNIT WEIGHT	14 G
PIECES / BOX	BULK
NET WEIGHT / BOX	5 KG
GROSS WEIGHT / BOX	5,5 KG
BOX DIMENSIONS (WxDxH)	251x274x167 MM
VOLUME / BOX	0,012 M ³
BOX / PALLET	72
BOX / 20' RF	2240
BOX / 40' HC RF	5160
BOX / RF TRUCK	4454
SHELF LIFE	12 MONTHS



SARGILI MADLEN



PRODUCT DESCRIPTION	MILK AND DARK MADLEN CHOCOLATE SMALL SIZE	MILK AND DARK MADLEN CHOCOLATE MEDIUM SIZE	MILK AND DARK MADLEN CHOCOLATE BIG SIZE
UNIT WEIGHT	358 G	572 G	667 G
PIECES / BOX	24 UNIT BOX	18 UNIT BOX	12 UNIT BOX
NET WEIGHT / BOX	8,6 KG	10,2 KG	8 KG
GROSS WEIGHT / BOX	9,2 KG	12 KG	11 KG
BOX DIMENSIONS (WxDxH)	285x500x430 MM	330x500x325 MM	270x395x435 MM
VOLUME / BOX	0,061 M ³	0,054 M ³	0,046 M ³
BOX / PALLET	24	18	12
BOX / 20' RF	430	414	565
BOX / 40' HC RF	920	1057	1225
BOX / RF TRUCK	1344	1488	1782
SHELF LIFE	12 MONTHS	12 MONTHS	12 MONTHS



HAZELNUT CREAM



HAZELNUT CREAM

PRODUCT DESCRIPTION	HANDMADE HAZELNUT CREAM
UNIT WEIGHT	350 G
PIECES / BOX	12 JAR
NET WEIGHT / BOX	4,2 KG
GROSS WEIGHT / BOX	6,8 KG
BOX DIMENSIONS (WxDxH)	185x280x210
VOLUME / BOX	0,011
BOX / PALLET	65
BOX / 20' RF	2320
BOX / 40' HC RF	3382
BOX / RF TRUCK	3382
SHELF LIFE	6 MONTHS



PRODUCT DESCRIPTION	HANDMADE HAZELNUT CREAM WITH FEUILLETINE
UNIT WEIGHT	350 G
PIECES / BOX	12 JAR
NET WEIGHT / BOX	4,2 KG
GROSS WEIGHT / BOX	6,8 KG
BOX DIMENSIONS (WxDxH)	185x280x210
VOLUME / BOX	0,011
BOX / PALLET	65
BOX / 20' RF	2320
BOX / 40' HC RF	3382
BOX / RF TRUCK	3382
SHELF LIFE	6 MONTHS



COFFEE



TURKISH COFFEE



PRODUCT DESCRIPTION	MEDIUM ROASTED GROUND COFFEE	MEDIUM ROASTED GROUND COFFEE	MEDIUM ROASTED GROUND COFFEE
UNIT WEIGHT	100 G	250 G	250 G
PIECES / BOX	12 PCS x 4 DISPLAY	12 TIN	12 UNIT PACK
NET WEIGHT / BOX	4,8 KG	3 KG	3 KG
GROSS WEIGHT / BOX	5,4 KG	4,3 KG	3,5 KG
BOX DIMENSIONS (WxDxH)	246x265x315 MM	270x365x150 MM	275x375x170 MM
VOLUME / BOX	0,021 M ³	0,015 M ³	0,017 M ³
BOX / PALLET	75	56	80
BOX / 20' DQ	1275	1850	2208
BOX / 40' DQ	2625	4020	4576
BOX / DRY TRUCK	2625	4020	4576
SHELF LIFE	12 MONTHS	12 MONTHS	12 MONTHS

58

TURKISH COFFEE



PRODUCT DESCRIPTION	DARK ROASTED GROUND COFFEE	DARK ROASTED GROUND COFFEE
UNIT WEIGHT	100 G	250 G
PIECES / BOX	12 PCS x 4 DISPLAY	12 TIN
NET WEIGHT / BOX	4,8 KG	3 KG
GROSS WEIGHT / BOX	5,4 KG	4,3 KG
BOX DIMENSIONS (WxDxH)	246x265x315 MM	270x365x150 MM
VOLUME / BOX	0,021 M ³	0,015 M ³
BOX / PALLET	75	56
BOX / 20' DQ	1275	1850
BOX / 40' DQ	2625	4020
BOX / DRY TRUCK	2625	4020
SHELF LIFE	12 MONTHS	12 MONTHS

59

TURKISH COFFEE



PRODUCT DESCRIPTION	MASTIC FLAVORED GROUND COFFEE	MASTIC FLAVORED GROUND COFFEE
UNIT WEIGHT	100 G	250 G
PIECES / BOX	12 PCS x 4 DISPLAY	12 TIN
NET WEIGHT / BOX	4,8 KG	3 KG
GROSS WEIGHT / BOX	5,4 KG	4,3 KG
BOX DIMENSIONS (WxDxH)	246x265x315 MM	270x365x150 MM
VOLUME / BOX	0,021 M ³	0,015 M ³
BOX / PALLET	75	56
BOX / 20' DQ	1275	1850
BOX / 40' DQ	2625	4020
BOX / DRY TRUCK	2625	4020
SHELF LIFE	12 MONTHS	12 MONTHS

60

TURKISH COFFEE

PRODUCT DESCRIPTION	DECAFFEINATED GROUND TURKISH COFFEE
UNIT WEIGHT	100 G
PIECES / BOX	12 PCS x 4 DISPLAY
NET WEIGHT / BOX	4,8 KG
GROSS WEIGHT / BOX	5,4 KG
BOX DIMENSIONS (WxDxH)	246x265x315 MM
VOLUME / BOX	0,021 M ³
BOX / PALLET	75
BOX / 20' DQ	1275
BOX / 40' DQ	2625
BOX / DRY TRUCK	2625
SHELF LIFE	12 MONTHS



PRODUCT DESCRIPTION	GROUND COFFEE WITH CHOCOLATE
UNIT WEIGHT	100 G
PIECES / BOX	12 PCS x 4 DISPLAY
NET WEIGHT / BOX	4,8 KG
GROSS WEIGHT / BOX	5,4 KG
BOX DIMENSIONS (WxDxH)	246x265x315 MM
VOLUME / BOX	0,021 M ³
BOX / PALLET	75
BOX / 20' DQ	1275
BOX / 40' DQ	2625
BOX / DRY TRUCK	2625
SHELF LIFE	12 MONTHS



61

TURKISH COFFEE

PRODUCT DESCRIPTION	MEDIUM ROASTED BEANS COFFEE
UNIT WEIGHT	1000 G
PIECES / BOX	10 UNIT PACK
NET WEIGHT / BOX	10 KG
GROSS WEIGHT / BOX	10,8 KG
BOX DIMENSIONS (WxDxH)	260x460x220 MM
VOLUME / BOX	0,026 M ³
BOX / PALLET	24
BOX / 20' DQ	1050
BOX / 40' DQ	2250
BOX / DRY TRUCK	2250
SHELF LIFE	24 MONTHS



PRODUCT DESCRIPTION	DARK ROASTED BEANS COFFEE
UNIT WEIGHT	1000 G
PIECES / BOX	10 UNIT PACK
NET WEIGHT / BOX	10 KG
GROSS WEIGHT / BOX	10,8 KG
BOX DIMENSIONS (WxDxH)	260x460x220 MM
VOLUME / BOX	0,026 M ³
BOX / PALLET	24
BOX / 20' DQ	1050
BOX / 40' DQ	2250
BOX / DRY TRUCK	2250
SHELF LIFE	24 MONTHS



62

FILTER COFFEE

PRODUCT DESCRIPTION	GROUND FILTER COFFEE
UNIT WEIGHT	250 G
PIECES / BOX	30 UNIT PACK
NET WEIGHT / BOX	7,5 KG
GROSS WEIGHT / BOX	8,4 KG
BOX DIMENSIONS (WxDxH)	260x460x220 MM
VOLUME / BOX	0,026 M ³
BOX / PALLET	24
BOX / 20' DQ	1050
BOX / 40' DQ	2250
BOX / DRY TRUCK	2250
SHELF LIFE	12 MONTHS



PRODUCT DESCRIPTION	FILTER COFFEE BEANS
UNIT WEIGHT	1000 G
PIECES / BOX	10 UNIT PACK
NET WEIGHT / BOX	10 KG
GROSS WEIGHT / BOX	10,8 KG
BOX DIMENSIONS (WxDxH)	260x460x220 MM
VOLUME / BOX	0,026 M ³
BOX / PALLET	24
BOX / 20' DQ	1050
BOX / 40' DQ	2250
BOX / DRY TRUCK	2250
SHELF LIFE	24 MONTHS



63

FILTER COFFEE



PRODUCT DESCRIPTION	DECAF GROUND FILTER COFFEE	VANILLA FLAVORED GROUND COFFEE
UNIT WEIGHT	250 G	250 G
PIECES / BOX	12 UNIT PACK	12 UNIT PACK
NET WEIGHT / BOX	3 KG	3 KG
GROSS WEIGHT / BOX	3,5 KG	3,5 KG
BOX DIMENSIONS (WxDxH)	210x375x170	210x375x170
VOLUME / BOX	0,017	0,017
BOX / PALLET	80	80
BOX / 20' RF	2208	2208
BOX / 40' HC RF	4576	4576
BOX / RF TRUCK	6400	6400
SHELF LIFE	12 MONTHS	12 MONTHS

64

FILTER COFFEE



PRODUCT DESCRIPTION	HAZELNUT GROUND FILTER COFFEE	CARAMEL FLAVORED GROUND COFFEE
UNIT WEIGHT	250 G	250 G
PIECES / BOX	12 UNIT PACK	12 UNIT PACK
NET WEIGHT / BOX	3 KG	3 KG
GROSS WEIGHT / BOX	3,5 KG	3,5 KG
BOX DIMENSIONS (WxDxH)	210x375x170	210x375x170
VOLUME / BOX	0,017	0,017
BOX / PALLET	80	80
BOX / 20' RF	2208	2208
BOX / 40' HC RF	4576	4576
BOX / RF TRUCK	6400	6400
SHELF LIFE	12 MONTHS	12 MONTHS

65

FILTER COFFEE

PRODUCT DESCRIPTION	COLOMBIA GROUND FILTER COFFEE
UNIT WEIGHT	250 G
PIECES / BOX	12 UNIT PACK
NET WEIGHT / BOX	3KG
GROSS WEIGHT / BOX	3,5 KG
BOX DIMENSIONS (WxDxH)	275x375x170MM
VOLUME / BOX	0.017 M3
BOX / PALLET	80
BOX / 20' DQ	2208
BOX / 40' DQ	4576
BOX / DRY TRUCK	6400
SHELF LIFE	12 MONTH



PRODUCT DESCRIPTION	COLOMBIA FILTER COFFEE BEANS
UNIT WEIGHT	1000 G
PIECES / BOX	10 UNIT PACK
NET WEIGHT / BOX	10 KG
GROSS WEIGHT / BOX	10,8 KG
BOX DIMENSIONS (WxDxH)	260x460x220 MM
VOLUME / BOX	0,026 M3
BOX / PALLET	24
BOX / 20' DQ	1000
BOX / 40' DQ	2250
BOX / DRY TRUCK	2250
SHELF LIFE	24 MONTHS



66

FILTER COFFEE

PRODUCT DESCRIPTION	GUATEMALA GROUND FILTER COFFEE
UNIT WEIGHT	250 G
PIECES / BOX	12 UNIT PACK
NET WEIGHT / BOX	3KG
GROSS WEIGHT / BOX	3,5 KG
BOX DIMENSIONS (WxDxH)	275x375x170MM
VOLUME / BOX	0.017 M3
BOX / PALLET	80
BOX / 20' DQ	2208
BOX / 40' DQ	4576
BOX / DRY TRUCK	6400
SHELF LIFE	12 MONTH



PRODUCT DESCRIPTION	GUATEMALA FILTER COFFEE BEANS
UNIT WEIGHT	1000 G
PIECES / BOX	10 UNIT PACK
NET WEIGHT / BOX	10 KG
GROSS WEIGHT / BOX	10,8 KG
BOX DIMENSIONS (WxDxH)	260x460x220 MM
VOLUME / BOX	0,026 M3
BOX / PALLET	24
BOX / 20' DQ	1000
BOX / 40' DQ	2250
BOX / DRY TRUCK	2250
SHELF LIFE	24 MONTHS



67

FILTER COFFEE

PRODUCT DESCRIPTION	ELSALVADOR FILTER COFFEE BEANS
UNIT WEIGHT	1000 G
PIECES / BOX	10 UNIT PACK
NET WEIGHT / BOX	10 KG
GROSS WEIGHT / BOX	10,8 KG
BOX DIMENSIONS (WxDxH)	260x460x220 MM
VOLUME / BOX	0,026 M3
BOX / PALLET	24
BOX / 20' DQ	1000
BOX / 40' DQ	2250
BOX / DRY TRUCK	2250
SHELF LIFE	24 MONTHS



PRODUCT DESCRIPTION	ANTIGUA FILTER COFFEE BEANS
UNIT WEIGHT	1000 G
PIECES / BOX	10 UNIT PACK
NET WEIGHT / BOX	10 KG
GROSS WEIGHT / BOX	10,8 KG
BOX DIMENSIONS (WxDxH)	260x460x220 MM
VOLUME / BOX	0,026 M3
BOX / PALLET	24
BOX / 20' DQ	1000
BOX / 40' DQ	2250
BOX / DRY TRUCK	2250
SHELF LIFE	24 MONTHS



68

FILTER COFFEE

PRODUCT DESCRIPTION	SANTOS FILTER COFFEE BEANS
UNIT WEIGHT	1000 G
PIECES / BOX	10 UNIT PACK
NET WEIGHT / BOX	10 KG
GROSS WEIGHT / BOX	10,8 KG
BOX DIMENSIONS (WxDxH)	260x460x220 MM
VOLUME / BOX	0,026 M3
BOX / PALLET	24
BOX / 20' DQ	1000
BOX / 40' DQ	2250
BOX / DRY TRUCK	2250
SHELF LIFE	24 MONTHS



PRODUCT DESCRIPTION	ANTIGUA FILTER COFFEE BEANS
UNIT WEIGHT	1000 G
PIECES / BOX	10 UNIT PACK
NET WEIGHT / BOX	10 KG
GROSS WEIGHT / BOX	10,8 KG
BOX DIMENSIONS (WxDxH)	260x460x220 MM
VOLUME / BOX	0,026 M3
BOX / PALLET	24
BOX / 20' DQ	1000
BOX / 40' DQ	2250
BOX / DRY TRUCK	2250
SHELF LIFE	24 MONTHS



69

FILTER COFFEE

PRODUCT DESCRIPTION

COSTA RICA FILTER
COFFEE BEANS



UNIT WEIGHT 1000 G

PIECES / BOX 10 UNIT PACK

NET WEIGHT / BOX 10 KG

GROSS WEIGHT / BOX 10,8 KG

BOX DIMENSIONS (WxDxH) 260x460x220 MM

VOLUME / BOX 0,026 M3

BOX / PALLET 24

BOX / 20' DQ 1000

BOX / 40' DQ 2250

BOX / DRY TRUCK 2250

SHELF LIFE 24 MONTHS

PRODUCT DESCRIPTION

KENYA FILTER
COFFEE BEANS



UNIT WEIGHT 1000 G

PIECES / BOX 10 UNIT PACK

NET WEIGHT / BOX 10 KG

GROSS WEIGHT / BOX 10,8 KG

BOX DIMENSIONS (WxDxH) 260x460x220 MM

VOLUME / BOX 0,026 M3

BOX / PALLET 24

BOX / 20' DQ 1000

BOX / 40' DQ 2250

BOX / DRY TRUCK 2250

SHELF LIFE 24 MONTHS

70

FILTER COFFEE

PRODUCT DESCRIPTION

ETHIOPIA FILTER COFFEE BEANS



UNIT WEIGHT 1000 G

PIECES / BOX 10 UNIT PACK

NET WEIGHT / BOX 10 KG

GROSS WEIGHT / BOX 10,8 KG

BOX DIMENSIONS (WxDxH) 260x460x220 MM

VOLUME / BOX 0,026 M3

BOX / PALLET 24

BOX / 20' DQ 1000

BOX / 40' DQ 2250

BOX / DRY TRUCK 2250

SHELF LIFE 24 MONTHS

71

ESPRESSO



PRODUCT DESCRIPTION	ESPRESSO BEANS
UNIT WEIGHT	1000 G
PIECES / BOX	10 UNIT PACK
NET WEIGHT / BOX	10 KG
GROSS WEIGHT / BOX	10,8 KG
BOX DIMENSIONS (WxDxH)	260x460x220 MM
VOLUME / BOX	0,026 M ³
BOX / PALLET	24
BOX / 20' DQ	1050
BOX / 40' DQ	2250
BOX / DRY TRUCK	2250
SHELF LIFE	24 MONTHS

72

INSTANT COFFEE

PRODUCT DESCRIPTION	CAPPUCCINO
UNIT WEIGHT	15 G
PIECES / BOX	10 PCS x 12 DISPLAY
NET WEIGHT / BOX	1,8 KG
GROSS WEIGHT / BOX	2,5 KG
BOX DIMENSIONS (WxDxH)	230x355x160 MM
VOLUME / BOX	0,013 M ³
BOX / PALLET	60
BOX / 20' DQ	1100
BOX / 40' DQ	2350
BOX / DRY TRUCK	2350
SHELF LIFE	18 MONTHS



PRODUCT DESCRIPTION	CAFFÈ LATTE
UNIT WEIGHT	15 G
PIECES / BOX	10 PCS x 12 DISPLAY
NET WEIGHT / BOX	1,8 KG
GROSS WEIGHT / BOX	2,5 KG
BOX DIMENSIONS (WxDxH)	230x355x160 MM
VOLUME / BOX	0,013 M ³
BOX / PALLET	60
BOX / 20' DQ	1100
BOX / 40' DQ	2350
BOX / DRY TRUCK	2350
SHELF LIFE	18 MONTHS



73

INSTANT COFFEE

PRODUCT DESCRIPTION	CAFFÉ LATTE VANILLA
UNIT WEIGHT	20 G
PIECES / BOX	10 PCS x 12 DISPLAY
NET WEIGHT / BOX	2,4 KG
GROSS WEIGHT / BOX	3,1 KG
BOX DIMENSIONS (WxDxH)	230x355x160 MM
VOLUME / BOX	0,013 M ³
BOX / PALLET	60
BOX / 20' DQ	1100
BOX / 40' DQ	2350
BOX / DRY TRUCK	2350
SHELF LIFE	18 MONTHS



PRODUCT DESCRIPTION	CAFFÉ LATTE CARMEL
UNIT WEIGHT	20 G
PIECES / BOX	10 PCS x 12 DISPLAY
NET WEIGHT / BOX	2,4 KG
GROSS WEIGHT / BOX	3,1 KG
BOX DIMENSIONS (WxDxH)	230x355x160 MM
VOLUME / BOX	0,013 M ³
BOX / PALLET	60
BOX / 20' DQ	1100
BOX / 40' DQ	2350
BOX / DRY TRUCK	2350
SHELF LIFE	18 MONTHS



74

INSTANT COFFEE

PRODUCT DESCRIPTION	CAFFÉ LATTE VEGAN
UNIT WEIGHT	10 G
PIECES / BOX	10 PCS x 12 DISPLAY
NET WEIGHT / BOX	1,2 KG
GROSS WEIGHT / BOX	1,9 KG
BOX DIMENSIONS (WxDxH)	230x355x160 MM
VOLUME / BOX	0,013 M ³
BOX / PALLET	60
BOX / 20' DQ	1100
BOX / 40' DQ	2350
BOX / DRY TRUCK	2350
SHELF LIFE	18 MONTHS



PRODUCT DESCRIPTION	ICE CAFFÉ LATTE
UNIT WEIGHT	10 G
PIECES / BOX	10 PCS x 12 DISPLAY
NET WEIGHT / BOX	1,2 KG
GROSS WEIGHT / BOX	1,9 KG
BOX DIMENSIONS (WxDxH)	230x355x160 MM
VOLUME / BOX	0,013 M ³
BOX / PALLET	60
BOX / 20' DQ	1100
BOX / 40' DQ	2350
BOX / DRY TRUCK	2350
SHELF LIFE	18 MONTHS



75

INSTANT COFFEE

PRODUCT DESCRIPTION	ICE CAFFÉ LATTE BANANA
UNIT WEIGHT	15 G
PIECES / BOX	10 PCS x 12 DISPLAY
NET WEIGHT / BOX	1,8 KG
GROSS WEIGHT / BOX	2,5 KG
BOX DIMENSIONS (WxDxH)	230x355x160 MM
VOLUME / BOX	0,013 M ³
BOX / PALLET	60
BOX / 20' DQ	1100
BOX / 40' DQ	2350
BOX / DRY TRUCK	2350
SHELF LIFE	18 MONTHS



PRODUCT DESCRIPTION	ICE CAFFÉ LATTE VANILYA
UNIT WEIGHT	15 G
PIECES / BOX	10 PCS x 12 DISPLAY
NET WEIGHT / BOX	1,8 KG
GROSS WEIGHT / BOX	2,5 KG
BOX DIMENSIONS (WxDxH)	230x355x160 MM
VOLUME / BOX	0,013 M ³
BOX / PALLET	60
BOX / 20' DQ	1100
BOX / 40' DQ	2350
BOX / DRY TRUCK	2350
SHELF LIFE	18 MONTHS



76

INSTANT COFFEE

PRODUCT DESCRIPTION	ICE CAFFÉ LATTE CAMEL
UNIT WEIGHT	15 G
PIECES / BOX	10 PCS x 12 DISPLAY
NET WEIGHT / BOX	1,8 KG
GROSS WEIGHT / BOX	2,5 KG
BOX DIMENSIONS (WxDxH)	230x355x160 MM
VOLUME / BOX	0,013 M ³
BOX / PALLET	60
BOX / 20' DQ	1100
BOX / 40' DQ	2350
BOX / DRY TRUCK	2350
SHELF LIFE	18 MONTHS



PRODUCT DESCRIPTION	ICE CAFFÉ LATTE NO REFINED SUGAR
UNIT WEIGHT	15 G
PIECES / BOX	10 PCS x 12 DISPLAY
NET WEIGHT / BOX	1,8 KG
GROSS WEIGHT / BOX	2,5 KG
BOX DIMENSIONS (WxDxH)	230x355x160 MM
VOLUME / BOX	0,013 M ³
BOX / PALLET	60
BOX / 20' DQ	1100
BOX / 40' DQ	2350
BOX / DRY TRUCK	2350
SHELF LIFE	18 MONTHS



77

INSTANT COFFEE



PRODUCT DESCRIPTION	ICE CAFFÉ LATTE WITH HAZELNUT POWDER
UNIT WEIGHT	15 G
PIECES / BOX	10 PCS x 12 DISPLAY
NET WEIGHT / BOX	1,8 KG
GROSS WEIGHT / BOX	2,5 KG
BOX DIMENSIONS (WxDxH)	230x355x160 MM
VOLUME / BOX	0,013 M ³
BOX / PALLET	60
BOX / 20' DQ	1100
BOX / 40' DQ	2350
BOX / DRY TRUCK	2350
SHELF LIFE	12 MONTHS

78

INSTANT COFFEE

PRODUCT DESCRIPTION	3IN1 CLASSIC
UNIT WEIGHT	18 G
PIECES / BOX	40 PCS x 8 DISPLAY
NET WEIGHT / BOX	5,8 KG
GROSS WEIGHT / BOX	6,9 KG
BOX DIMENSIONS (WxDxH)	320x515x155 MM
VOLUME / BOX	0,026 M ³
BOX / PALLET	60
BOX / 20' DQ	1100
BOX / 40' DQ	2350
BOX / DRY TRUCK	2350
SHELF LIFE	18 MONTHS



PRODUCT DESCRIPTION	3IN1 MASTIC FLAVORED
UNIT WEIGHT	18 G
PIECES / BOX	40 PCS x 8 DISPLAY
NET WEIGHT / BOX	5,8 KG
GROSS WEIGHT / BOX	6,9 KG
BOX DIMENSIONS (WxDxH)	320x515x155 MM
VOLUME / BOX	0,026 M ³
BOX / PALLET	60
BOX / 20' DQ	1100
BOX / 40' DQ	2350
BOX / DRY TRUCK	2350
SHELF LIFE	18 MONTHS



79

INSTANT COFFEE

PRODUCT DESCRIPTION	3IN1 HAZELNUT FLAVORED
UNIT WEIGHT	18 G
PIECES / BOX	40 PCS x 8 DISPLAY
NET WEIGHT / BOX	5,8 KG
GROSS WEIGHT / BOX	6,9 KG
BOX DIMENSIONS (WxDxH)	320x515x155 MM
VOLUME / BOX	0,026 M ³
BOX / PALLET	60
BOX / 20' DQ	1100
BOX / 40' DQ	2350
BOX / DRY TRUCK	2350
SHELF LIFE	18 MONTHS



PRODUCT DESCRIPTION	2IN1 CLASSIC
UNIT WEIGHT	12 G
PIECES / BOX	40 PCS x 8 DISPLAY
NET WEIGHT / BOX	3,8 KG
GROSS WEIGHT / BOX	5 KG
BOX DIMENSIONS (WxDxH)	320x515x155 MM
VOLUME / BOX	0,026 M ³
BOX / PALLET	60
BOX / 20' DQ	1100
BOX / 40' DQ	2350
BOX / DRY TRUCK	2350
SHELF LIFE	18 MONTHS



80

INSTANT COFFEE

PRODUCT DESCRIPTION	2IN1 MASTIC FLAVORED
UNIT WEIGHT	12 G
PIECES / BOX	40 PCS x 8 DISPLAY
NET WEIGHT / BOX	3,8 KG
GROSS WEIGHT / BOX	5 KG
BOX DIMENSIONS (WxDxH)	320x515x155 MM
VOLUME / BOX	0,026 M ³
BOX / PALLET	60
BOX / 20' DQ	1100
BOX / 40' DQ	2350
BOX / DRY TRUCK	2350
SHELF LIFE	18 MONTHS



PRODUCT DESCRIPTION	2IN1 HAZELNUT FLAVORED
UNIT WEIGHT	12 G
PIECES / BOX	40 PCS x 8 DISPLAY
NET WEIGHT / BOX	3,8 KG
GROSS WEIGHT / BOX	5 KG
BOX DIMENSIONS (WxDxH)	320x515x155 MM
VOLUME / BOX	0,026 M ³
BOX / PALLET	60
BOX / 20' DQ	1100
BOX / 40' DQ	2350
BOX / DRY TRUCK	2350
SHELF LIFE	18 MONTHS



81

INSTANT COFFEE

PRODUCT DESCRIPTION	3IN1 CLASSIC MP
UNIT WEIGHT	8 x 18 G
PIECES / BOX	24 MULTIPACK
NET WEIGHT / BOX	3,5 KG
GROSS WEIGHT / BOX	4 KG
BOX DIMENSIONS (WxDxH)	260x320x192 MM
VOLUME / BOX	0,016 M ³
BOX / PALLET	60
BOX / 20' DQ	1750
BOX / 40' DQ	3750
BOX / DRY TRUCK	3750
SHELF LIFE	18 MONTHS



PRODUCT DESCRIPTION	3IN1 HAZELNUT FLAVORED MP
UNIT WEIGHT	8 x 18 G
PIECES / BOX	24 MULTIPACK
NET WEIGHT / BOX	3,5 KG
GROSS WEIGHT / BOX	4 KG
BOX DIMENSIONS (WxDxH)	260x320x192 MM
VOLUME / BOX	0,016 M ³
BOX / PALLET	60
BOX / 20' DQ	1750
BOX / 40' DQ	3750
BOX / DRY TRUCK	3750
SHELF LIFE	18 MONTHS



82

INSTANT COFFEE

PRODUCT DESCRIPTION	2IN1 CLASSIC MP
UNIT WEIGHT	8 x 12 G
PIECES / BOX	24 MULTIPACK
NET WEIGHT / BOX	2,3 KG
GROSS WEIGHT / BOX	2,9 KG
BOX DIMENSIONS (WxDxH)	260x320x192 MM
VOLUME / BOX	0,016 M ³
BOX / PALLET	60
BOX / 20' DQ	1750
BOX / 40' DQ	3750
BOX / DRY TRUCK	3750
SHELF LIFE	18 MONTHS



83

INSTANT COFFEE



PRODUCT DESCRIPTION	INSTANT GOLD COFFEE	INSTANT GOLD COFFEE
UNIT WEIGHT	100 G	200 G
PIECES / BOX	12 UNIT PACK	6 UNIT PACK
NET WEIGHT / BOX	1,2 KG	1,2 KG
GROSS WEIGHT / BOX	1,4 KG	1,5 KG
BOX DIMENSIONS (WxDxH)	290x260x220 MM	275x185x275 MM
VOLUME / BOX	0,016 M ³	0,013 M ³
BOX / PALLET	84	80
BOX / 20' DQ	2288	2288
BOX / 40' DQ	4576	4576
BOX / DRY TRUCK	4576	4576
SHELF LIFE	24 MONTHS	24 MONTHS

84

COFFEE WHITENER



PRODUCT DESCRIPTION	COFFEE WHITENER
UNIT WEIGHT	100 G
PIECES / BOX	12 UNIT PACK
NET WEIGHT / BOX	1,2 KG
GROSS WEIGHT / BOX	1,4 KG
BOX DIMENSIONS (WxDxH)	245x190x200 MM
VOLUME / BOX	0,009 M ³
BOX / PALLET	126
BOX / 20' DQ	4410
BOX / 40' DQ	8834
BOX / DRY TRUCK	8834
SHELF LIFE	24 MONTHS

85

HOT DRINK MIX POWDER



SALEP



PRODUCT DESCRIPTION	SALEP MIX POWDER	SALEP MIX POWDER
UNIT WEIGHT	20 G	400 G
PIECES / BOX	24 PCS x 16 DISPLAY	12 TIN
NET WEIGHT / BOX	7,7 KG	4,8 KG
GROSS WEIGHT / BOX	9,4 KG	6 KG
BOX DIMENSIONS (WxDxH)	245x430x280 MM	270x365x150 MM
VOLUME / BOX	0,029 M ³	0,015 M ³
BOX / PALLET	30	56
BOX / 20' DQ	1075	1850
BOX / 40' DQ	2200	4020
BOX / DRY TRUCK	2200	4020
SHELF LIFE	18 MONTHS	18 MONTHS

88

COFFEE SALEP



PRODUCT DESCRIPTION	SALEP MIX POWDER WITH COFFEE
UNIT WEIGHT	20 G
PIECES / BOX	24 PCS x 16 DISPLAY
NET WEIGHT / BOX	7,7 KG
GROSS WEIGHT / BOX	9,4 KG
BOX DIMENSIONS (WxDxH)	245x430x280 MM
VOLUME / BOX	0,029 M ³
BOX / PALLET	30
BOX / 20' DQ	1075
BOX / 40' DQ	2200
BOX / DRY TRUCK	2200
SHELF LIFE	18 MONTHS

89



HOT CHOCOLATE



PRODUCT DESCRIPTION	HOT CHOCOLATE POWDER MIX	HOT CHOCOLATE POWDER MIX
UNIT WEIGHT	25 G	400 G
PIECES / BOX	24 PCS x 16 DISPLAY	12 TIN
NET WEIGHT / BOX	9,6 KG	4,8 KG
GROSS WEIGHT / BOX	11,3 KG	6 KG
BOX DIMENSIONS (WxDxH)	245x430x280 MM	270x365x150 MM
VOLUME / BOX	0,029 M ³	0,015 M ³
BOX / PALLET	30	56
BOX / 20' DQ	1075	1850
BOX / 40' DQ	2200	4020
BOX / DRY TRUCK	2200	4020
SHELF LIFE	18 MONTHS	18 MONTHS

HOT CHOCOLATE



PRODUCT DESCRIPTION	HOT CHOCOLATE POWDER MIX WITH HAZELNUT POWDER
UNIT WEIGHT	25 G
PIECES / BOX	24 PCS x 16 DISPLAY
NET WEIGHT / BOX	9,6 KG
GROSS WEIGHT / BOX	11,3 KG
BOX DIMENSIONS (WxDxH)	245x430x280 MM
VOLUME / BOX	0,029 M ³
BOX / PALLET	30
BOX / 20' DQ	1075
BOX / 40' DQ	2200
BOX / DRY TRUCK	2200
SHELF LIFE	12 MONTHS

92


ÇOKOLİKO



PRODUCT DESCRIPTION	ÇOKOL KO	ÇOKOL KO	ÇOKOL KO
UNIT WEIGHT	15 G	7 x 15 G	100 G
PIECES / BOX	24 PCS x 16 DISPLAY	15 MULTIPACK	24 UNIT PACK
NET WEIGHT / BOX	5,8 KG	1,6 KG	2,4 KG
GROSS WEIGHT / BOX	7,5 KG	2 KG	2,8 KG
BOX DIMENSIONS (WxDxH)	245x430x280 MM	255x200x182 MM	255x200x182 MM
VOLUME / BOX	0,029 M ³	0,009 M ³	0,009 M ³
BOX / PALLET	30	126	126
BOX / 20' DQ	1075	4410	4410
BOX / 40' DQ	2200	10500	10500
BOX / DRY TRUCK	2200	10500	10500
SHELF LIFE	24 MONTHS	24 MONTHS	24 MONTHS

93

COCOA POWDER



PRODUCT DESCRIPTION	COCOA POWDER
UNIT WEIGHT	250 G
PIECES / BOX	12 TIN
NET WEIGHT / BOX	3 KG
GROSS WEIGHT / BOX	4,2 KG
BOX DIMENSIONS (WxDxH)	260x365x150 MM
VOLUME / BOX	0,015 M ³
BOX / PALLET	56
BOX / 20' DQ	1050
BOX / 40' DQ	4208
BOX / DRY TRUCK	4208
SHELF LIFE	24 MONTHS

94



FLAVOURED ESPRESSO



PRODUCT DESCRIPTION	HAZELNUT FLAVOURED ESPRESSO	CARAMEL FLAVOURED ESPRESSO	VANILLA FLAVOURED ESPRESSO
UNIT WEIGHT	10 x 5 G	10 x 5 G	10 x 5 G
PIECES / BOX	10 PCS x 12 DISPLAY	10 PCS x 12 DISPLAY	10 PCS x 12 DISPLAY
NET WEIGHT / BOX	0,6 KG	0,6 KG	0,6 KG
GROSS WEIGHT / BOX	1 KG	1 KG	1 KG
BOX DIMENSIONS (WxDxH)	119x285x159 MM	119x285x159 MM	119x285x159 MM
VOLUME / BOX	0,005 M ³	0,005 M ³	0,005 M ³
BOX / PALLET	182	182	182
BOX / 20' DQ	4410	4410	4410
BOX / 40' DQ	10500	10500	10500
BOX / DRY TRUCK	10500	10500	10500
SHELF LIFE	12 MONTHS	12 MONTHS	12 MONTHS

96

FLAVOURED ESPRESSO



PRODUCT DESCRIPTION	ESPRESSO	RISTRETTO	DECAFFEINATED ESPRESSO
UNIT WEIGHT	10 x 5 G	10 x 5 G	10 x 4,8 G
PIECES / BOX	10 PCS x 12 DISPLAY	10 PCS x 12 DISPLAY	10 PCS x 12 DISPLAY
NET WEIGHT / BOX	0,6 KG	0,7 KG	0,58 KG
GROSS WEIGHT / BOX	1 KG	1,1 KG	1 KG
BOX DIMENSIONS (WxDxH)	119x285x159 MM	119x285x159 MM	119x285x159 MM
VOLUME / BOX	0,005 M ³	0,005 M ³	0,005 M ³
BOX / PALLET	182	182	182
BOX / 20' DQ	4410	4410	4410
BOX / 40' DQ	10500	10500	10500
BOX / DRY TRUCK	10500	10500	10500
SHELF LIFE	12 MONTHS	12 MONTHS	12 MONTHS

97

FLAVOURED ESPRESSO



PRODUCT DESCRIPTION	COLOMBIA	ETHIOPIA	SELECTION
UNIT WEIGHT	10 x 5 G	10 x 5 G	10 x 5 G
PIECES / BOX	10 PCS x 12 DISPLAY	10 PCS x 12 DISPLAY	10 PCS x 12 DISPLAY
NET WEIGHT / BOX	0,6 KG	0,6 KG	0,6 KG
GROSS WEIGHT / BOX	1 KG	1 KG	1 KG
BOX DIMENSIONS (WxDxH)	119x285x159 MM	119x285x159 MM	119x285x159 MM
VOLUME / BOX	0,005 M ³	0,005 M ³	0,005 M ³
BOX / PALLET	182	182	182
BOX / 20' DQ	4410	4410	4410
BOX / 40' DQ	10500	10500	10500
BOX / DRY TRUCK	10500	10500	10500
SHELF LIFE	12 MONTHS	12 MONTHS	12 MONTHS

98



ÖMER AVNİ MAHALLESİ, İNEBOLU SOKAK,
EKEMEN HAN NO: 1 KAT: 4 34427
BEYOĞLU, İSTANBUL, TURKEY
T: +90 212 244 07 00 F: +90 212 244 10 21

www.kahvedunyasi.com

